

Ghulam Qadir

UI/UX Portfolio

About Me



Hello, I'm Ghulam Qadir. I'm a UI/UX Designer
I love creating beautiful experiences. And passionate
about creating easy-to-use products at scale solving
problems for millions of people.

I devote my spare time to Tea, photography and Cricket

✉ gqadirbarejo@gmail.com

🌐 ghulam-qadir.netlify.app

in www.linkedin.com/in/gqadirbarejo

Beh www.behance.net/gqadirbarejo

Confidentiality

Some UI/UX Designs in this portfolio are under non-disclosure agreements (NDAs). As such, I have masked some information to protect the confidentiality of the projects.

Please refrain from sharing this portfolio since it contains some confidential information.

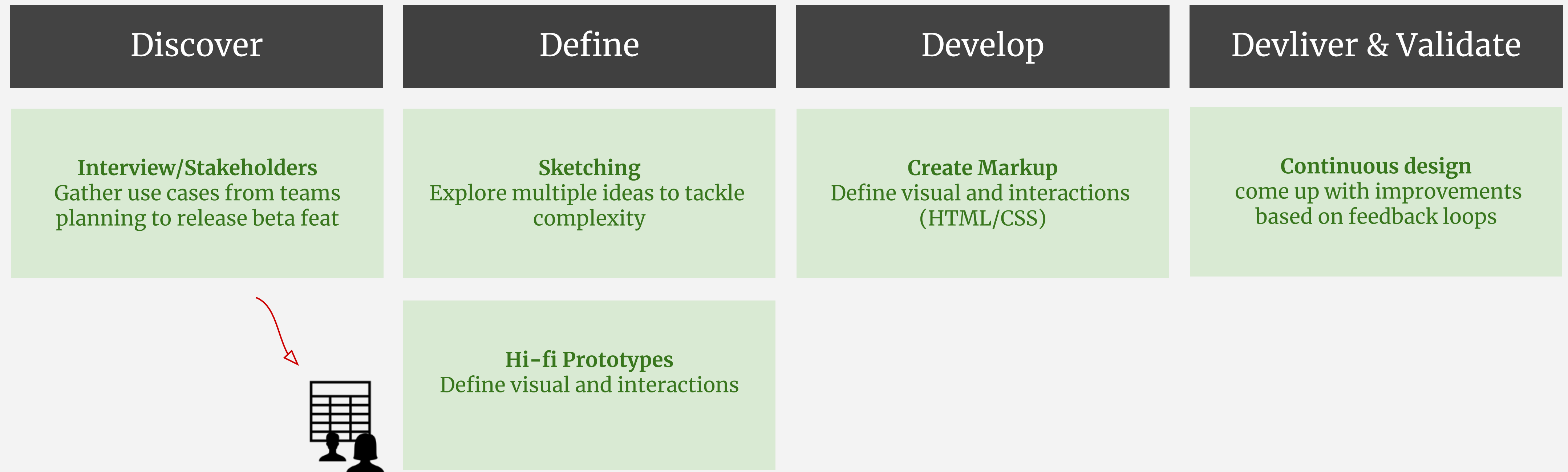
Broadcom's Product

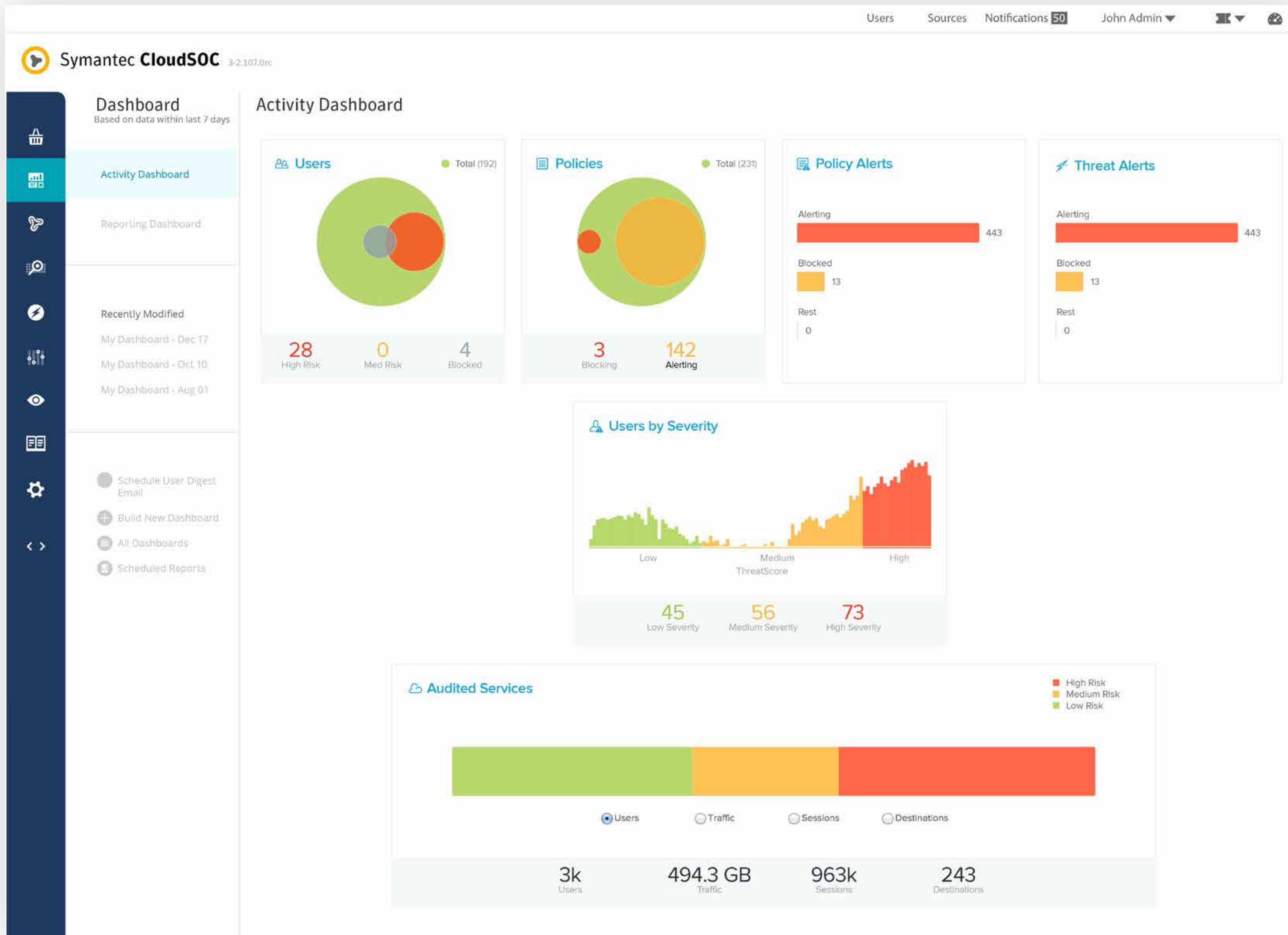
CloudSOC (CASB)

Overview

CloudSOC is a Cloud Access Security Broker (CASB) that enables organizations to securely adopt cloud apps and IaaS to meet their regulatory compliance requirements with an industry-leading solution that integrates with the rest of their enterprise security.

My role as ui/ux designer in each phase

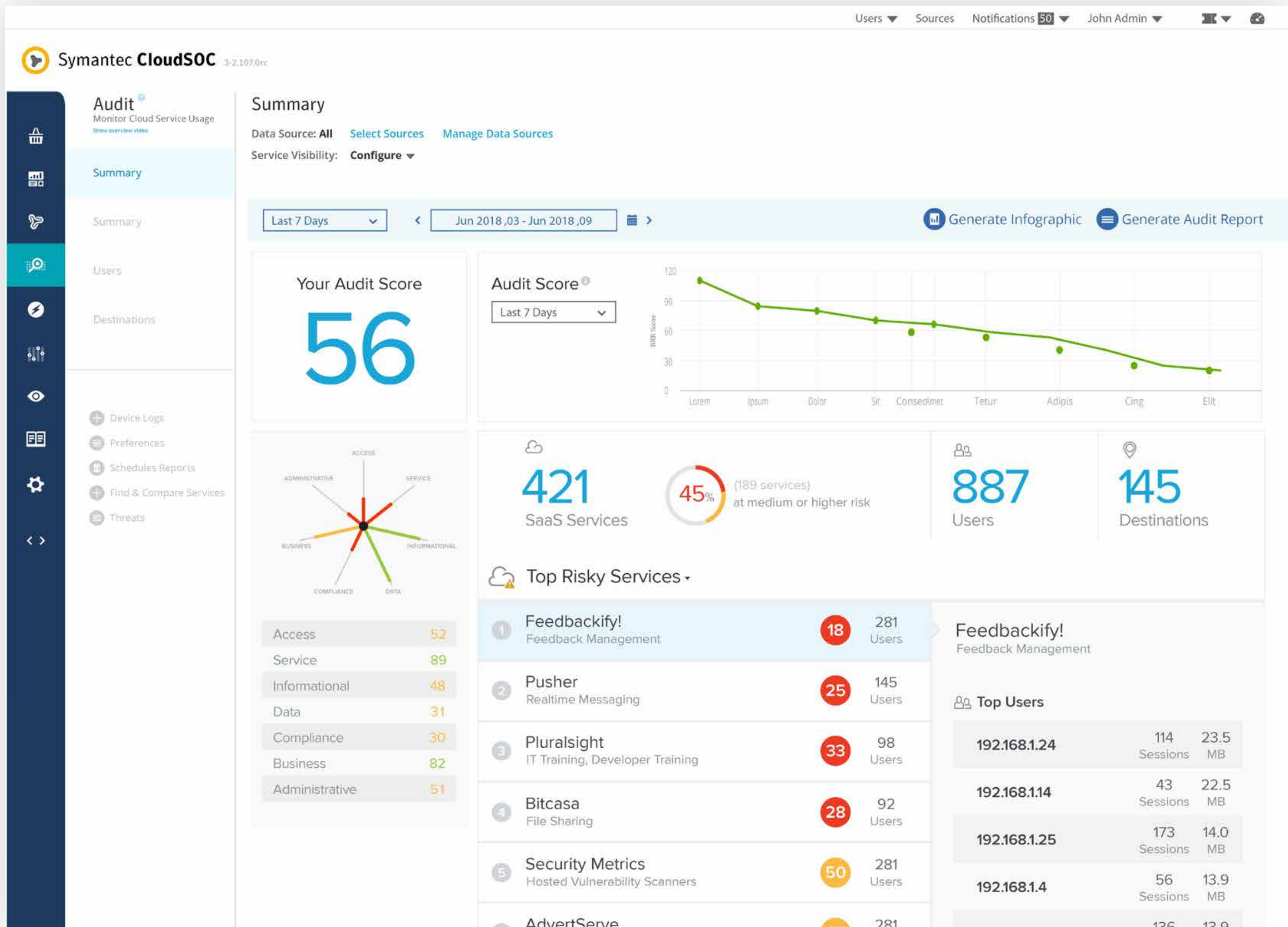




Concept - CloudSOC Re-skinning

Motivation - The CloudSOC portal UI is not matching the Symantec branding, unlike many other SYMC products

Mocks Covered - Big major changes like Background + Top & Side Navigation + Tabs and Full width.



Concept – CloudSOC Re-skinning

Motivation – The CloudSOC portal UI is not matching the Symantec branding, unlike many other SYMC products

Mocks Covered – Big major changes like Background + Top & Side Navigation + Tabs and Full width.

Intel's Product

No-code Cloud Deployment

Overview

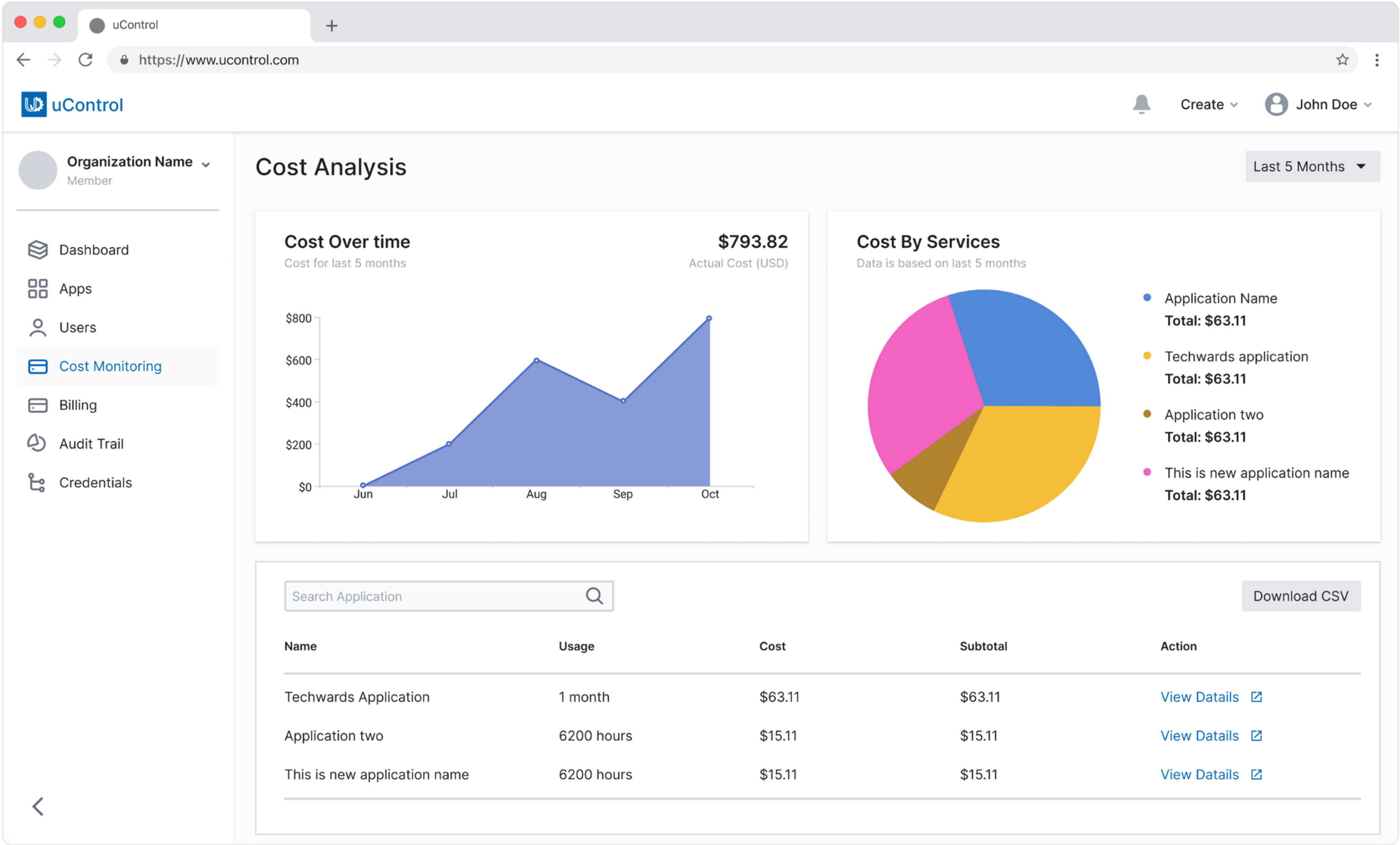
Design an internal multi-tenant solution to automate Intel's cloud deployments across multiple cloud service providers. Techwards developed a rich drag-&-drop UI to create and automate deployment models to give the end users a no-code user experience.

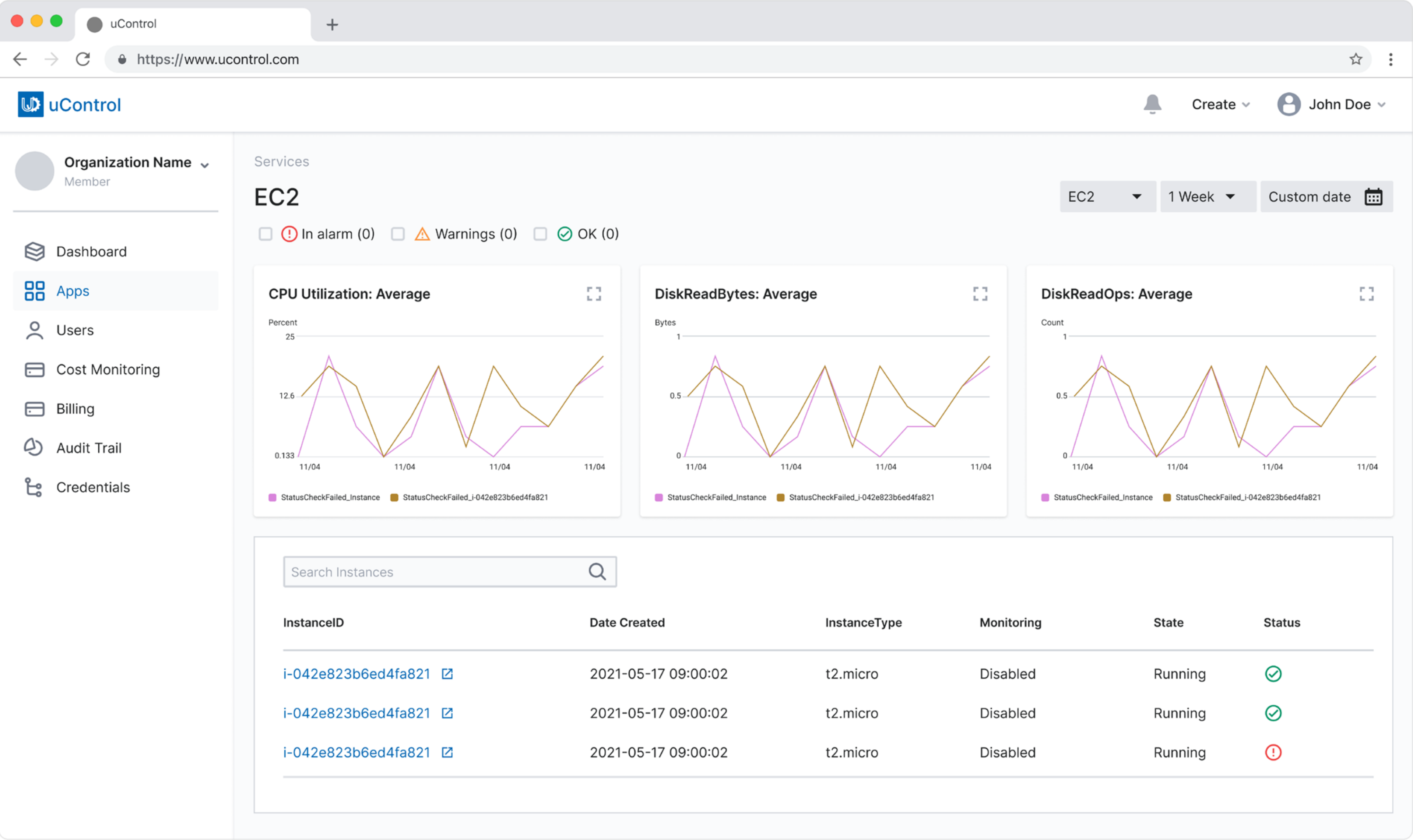
This project heavily used IaaS provider's developer API integration.

This work was funded by IntelCapital

My role as ui/ux designer in each phase

Discover	Define	Develop	Deliver & Validate
Interview/Stakeholders Gather use cases from teams planning to release beta feat	Sketching Explore multiple ideas to tackle complexity	Create Markup Design and implement (HTML/CSS, TailwindCss), Iterating other areas	Design System Create Deisgn system and set of components
Competitive Analysis Know how other products promote these features	User flow mapping Visualize complex navigation patterns		Continuous design come up with improvements based on feedback loops
	Hi-fi Prototypes Define visual and interactions		





uControl

https://www.ucontrol.com

uControl

Organization Name
Member

Dashboard

Apps

Users

Cost Monitoring

Billing

Audit Trail

Credentials

Applications

Search applications

Actions

Create Application

Application Name	Date Created	Deployments			Active User	Designer																									
		Failed	In Process	Completed																											
Application name	2021-05-17 09:00:02	3	3	4	John Doe	ADMIN	Launch Designer																								
Application name	2021-05-17 09:00:02	3	4	3	John Doe	DEVELOPER	Launch Designer																								
Application name	2021-05-17 09:00:02	4	7	4	John Doe	ADMIN	Launch Designer																								
<div><div>Deployments</div><div><table><thead><tr><th>Deployment Name</th><th>Health</th><th>Version</th><th>Last Modified</th><th>State</th><th>Action</th></tr></thead><tbody><tr><td>Deployment Name</td><td></td><td>0.1</td><td>2021-05-17 / 09:00:02</td><td>Deployed</td><td></td></tr><tr><td>Deployment Name</td><td></td><td>0.2</td><td>2021-05-17 / 09:00:02</td><td>In Process</td><td></td></tr><tr><td>Deployment Name</td><td></td><td>0.3</td><td>2021-05-17 / 09:00:02</td><td>Failed</td><td></td></tr></tbody></table></div><div>View All</div></div>								Deployment Name	Health	Version	Last Modified	State	Action	Deployment Name		0.1	2021-05-17 / 09:00:02	Deployed		Deployment Name		0.2	2021-05-17 / 09:00:02	In Process		Deployment Name		0.3	2021-05-17 / 09:00:02	Failed	
Deployment Name	Health	Version	Last Modified	State	Action																										
Deployment Name		0.1	2021-05-17 / 09:00:02	Deployed																											
Deployment Name		0.2	2021-05-17 / 09:00:02	In Process																											
Deployment Name		0.3	2021-05-17 / 09:00:02	Failed																											
Application name	2021-05-17 09:00:02	3	2	3	John Doe	ADMIN	Launch Designer																								
Application name	2021-05-17 09:00:02	2	1	2	John Doe	ADMIN	Launch Designer																								

When user click on create new application modal will appear user need to add application name

Create Application

Application Name *

Application Name

Cancel

Create

When user click on clone modal will appear and user needs to add a name for clone application

- Start

Stop

Terminate

Clone

Clone Application

Application Name *

Application Name

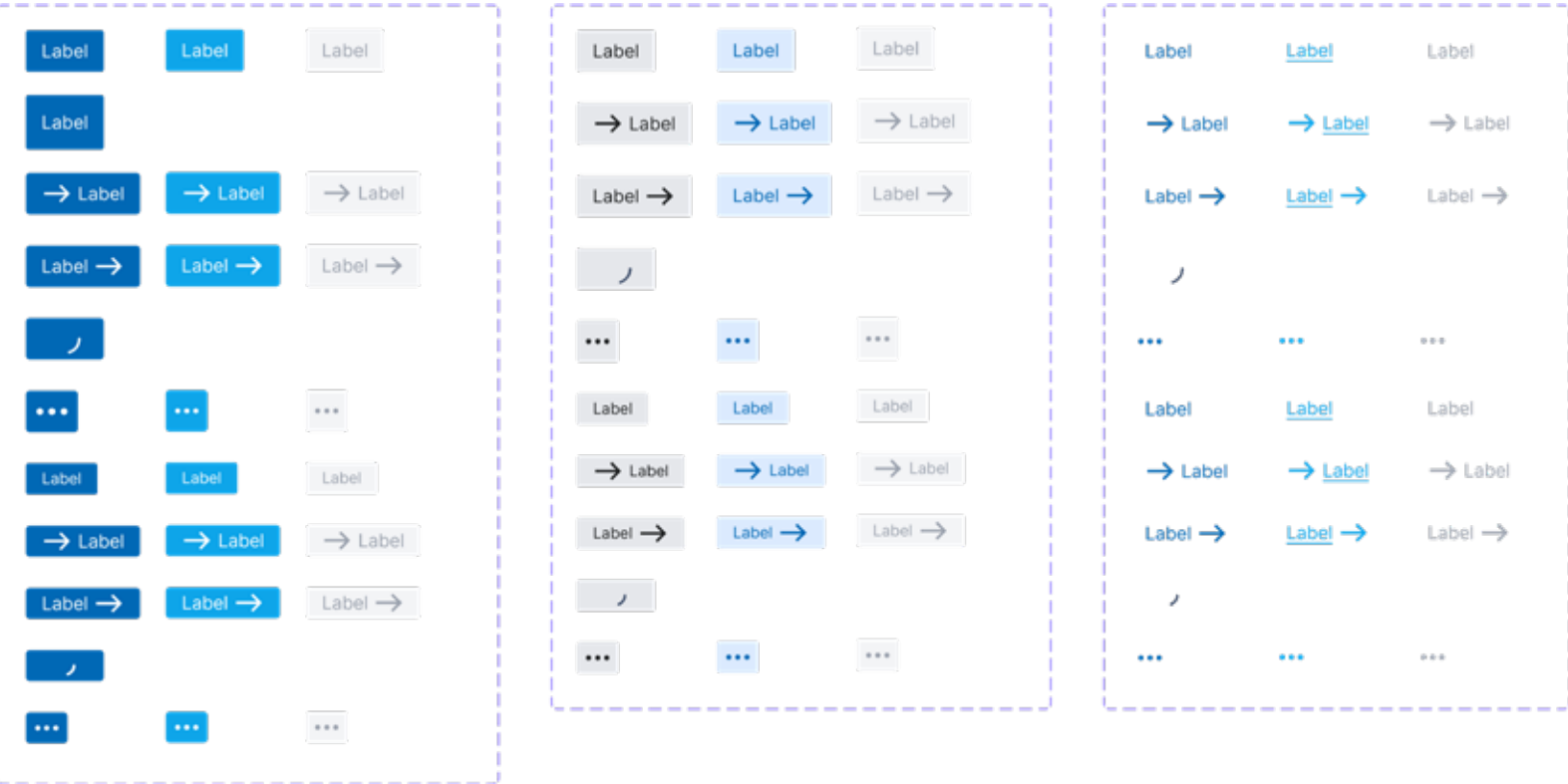
Deployment

Deployment Name/0.2

Cancel

Clone

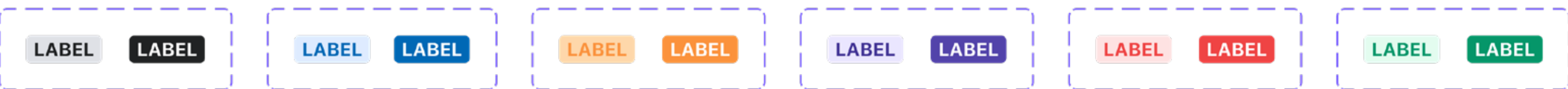
Buttons



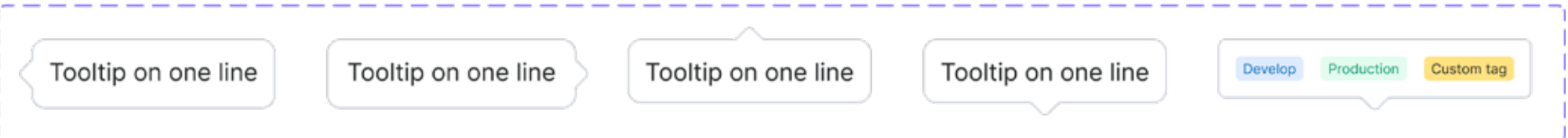
Text Box



Tags



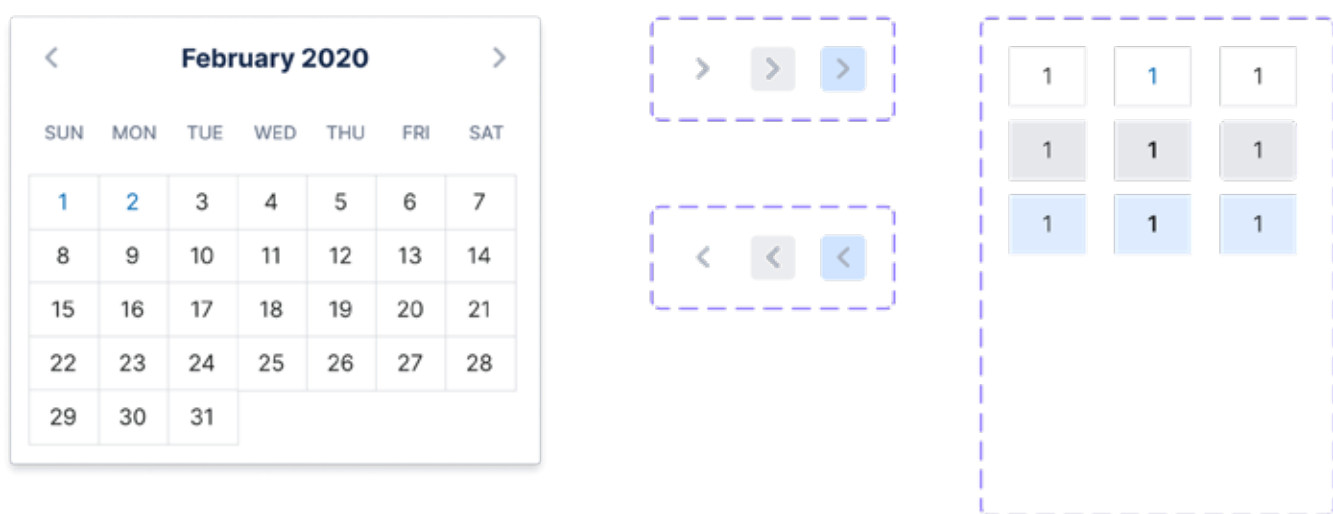
Tooltip



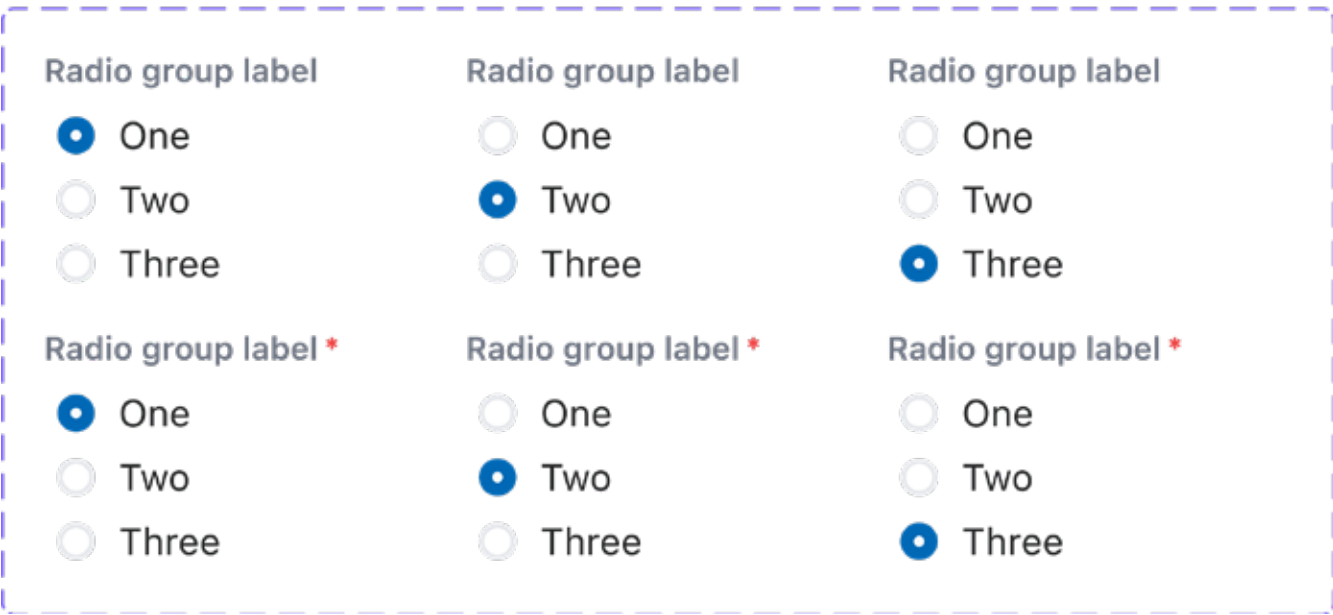
Tabel Rows



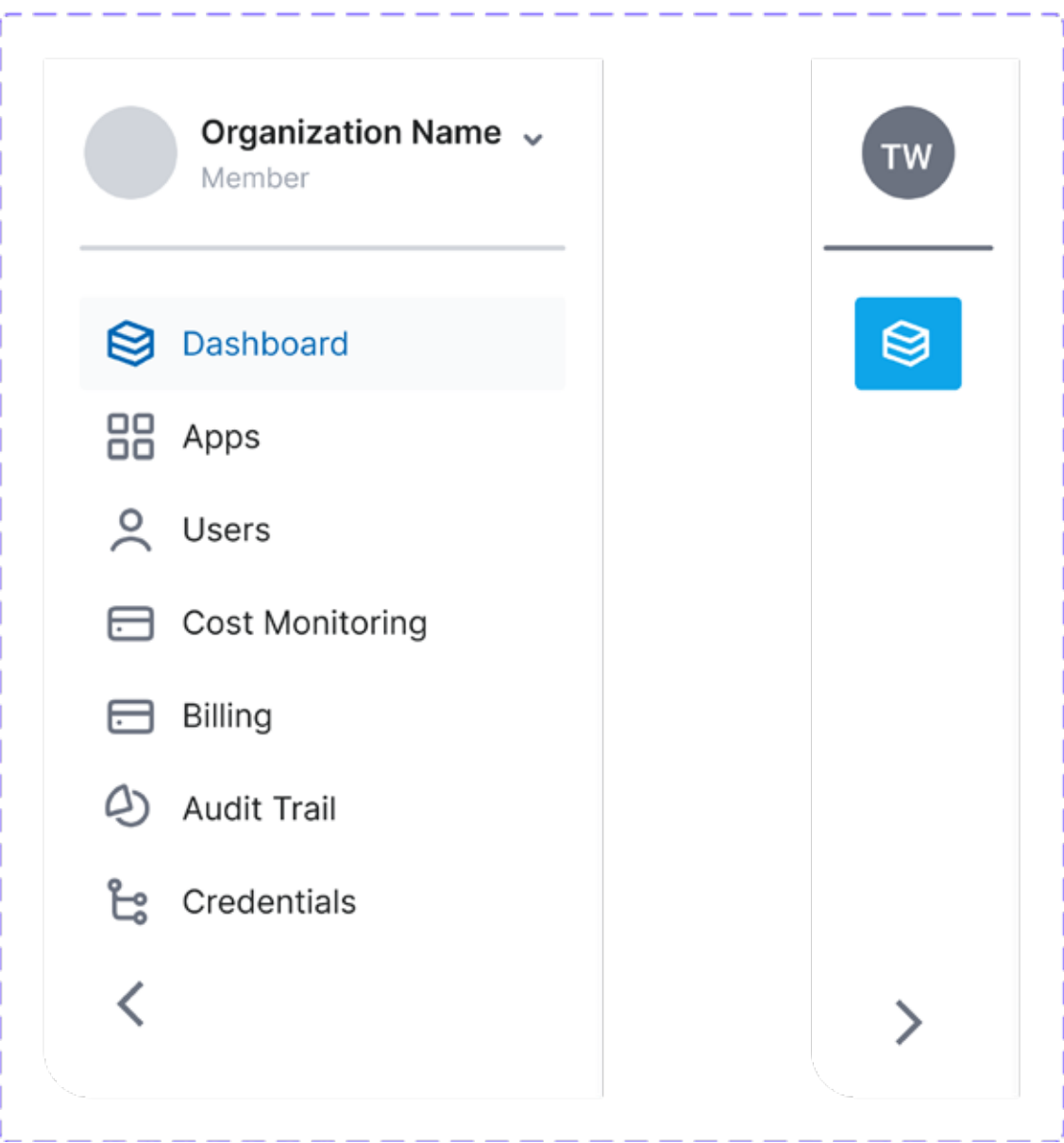
Calender



Radio box



Navigation



ioCommit

Sidekick for Meetings

<https://iocommit.com/>

Overview

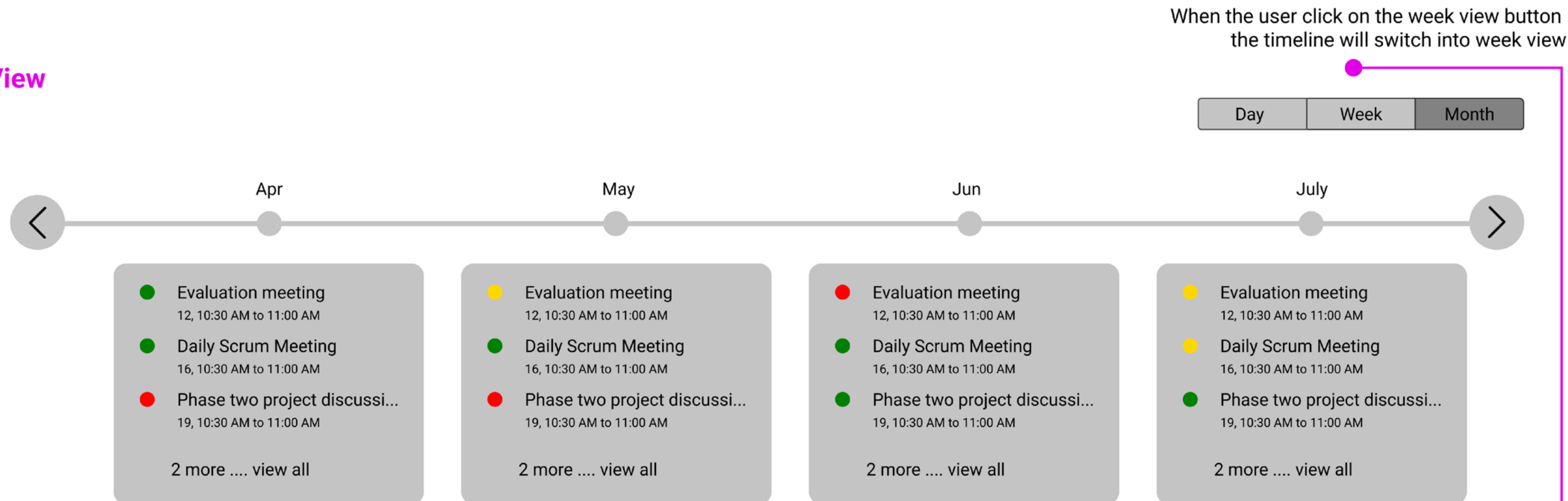
Designed some components of ioCommit from proof-of-concept to delivering MVP for their product “Sidekick for Meeting”. The product involved extracting tasks from online meetings on MS Teams and assigning them to participants. Development involved implementation of an MS Teams application

My role as ui/ux designer in each phase

Discover	Define	Develop	Deliver & Validate
Interview/Stakeholders Gather use cases from teams planning to release beta feat	Sketching Explore multiple ideas to tackle complexity	Create Markup Design and implement (HTML/CSS, MUI), Iterating other areas	
	Lo-fi Prototypes Designed low fiedlity wire frames		

User can see next 3 / 4 meetings
Idea behind this reduce scroll of page make easy to read and ovoid scrolling

Month View



Showing latest 3 meetings to reducing scroll
of the page make easy to read and ovoid
scrolling

Week View

Week View

Will show heading here in week view

April 2021

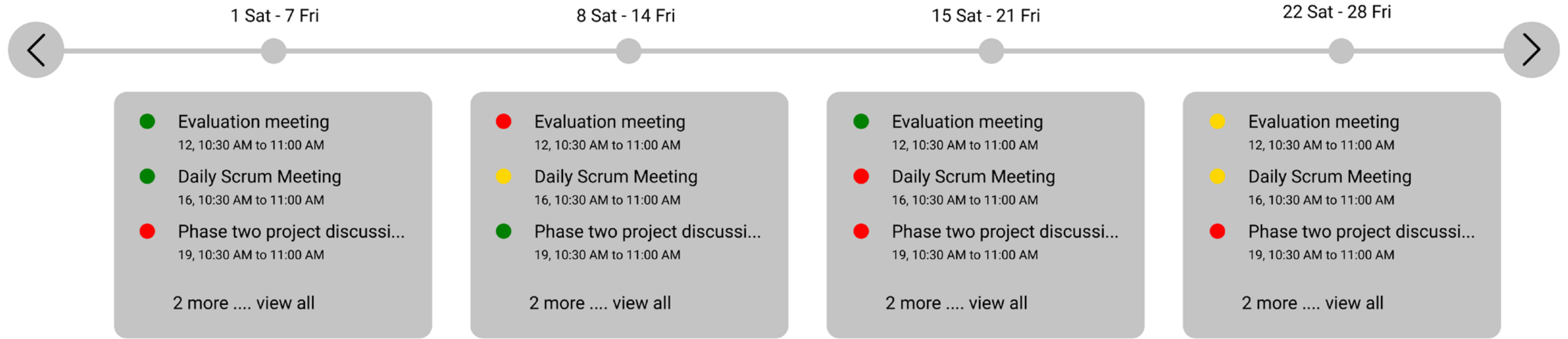
User can change a month from the dropdown

April

Day

Week

Month



Day View

Day View

Will show heading here in week view

April 2021

User can change a Month And Date from the dropdown

Showing Date with day name in day view

22 / April

Day Week Month

22 Monday

23 Tuesday

24 Wednesday

25 Thursday



Evaluation meeting
12, 10:30 AM to 11:00 AM

Daily Scrum Meeting
16, 10:30 AM to 11:00 AM

Phase two project discussi...
19, 10:30 AM to 11:00 AM

2 more view all

Evaluation meeting
12, 10:30 AM to 11:00 AM

Daily Scrum Meeting
16, 10:30 AM to 11:00 AM

Phase two project discussi...
19, 10:30 AM to 11:00 AM

2 more view all

Evaluation meeting
12, 10:30 AM to 11:00 AM

Daily Scrum Meeting
16, 10:30 AM to 11:00 AM

Phase two project discussi...
19, 10:30 AM to 11:00 AM

2 more view all

Evaluation meeting
12, 10:30 AM to 11:00 AM

Daily Scrum Meeting
16, 10:30 AM to 11:00 AM

Phase two project discussi...
19, 10:30 AM to 11:00 AM

2 more view all

Added Tag in dropdown to make more user friendly

User can easily find tags

Dont need to remember or type tag

Search here

The end-user types `new` dropdown appears with new values corresponding to `new`

new

New Hampshire	TAGS
New jersey	Project
New Mexico	Client
New York	Some Other

User select value from the dropdown `New Hampshire` it will show with tag assigned

user can choose a different tag of here with a click

> Client New Hampshire

New Hampshire	TAGS
New jersey	Project
New Mexico	Client
New York	Some Other

This is an example of how a user cloud easily put two different tags value together

> Client New Hampshire >Project New Mexico

New Hampshire	TAGS
New jersey	Project
New Mexico	Client
New York	Some Other

If value not found user can create new

new

Not found add this ?
Select tag which do you want to add

TAGS

☐ Project

☐ Client

☐ Some Other

Summary Mail

Recipients

raomuneeb.khalil@techwards.co 25 more

In publishing and graphic design, Lorem ipsum is a placeholder text commonly used to demonstrate the visual form of a document or a typeface without relying on meaningful content. Lorem ipsum may be used as a placeholder before final copy is available. Wikipedia
In publishing and graphic design, Lorem ipsum is a placeholder text commonly used to demonstrate the visual form of a document or a typeface without relying on meaningful content. Lorem ipsum may be used as a placeholder before final copy is available. Wikipedia
In publishing and graphic design, Lorem ipsum is a placeholder text commonly used to demonstrate the visual form of a document or a typeface without relying on meaningful content. Lorem ipsum may be used as a placeholder before final copy is available. Wikipediagraphic design, Lorem ipsum is a placeholder text commonlv used to demonstrate the visual form of a document or a tvneface without

SEND

Thank You



✉ gqadirbarejo@gmail.com